

EU BIOECONOMY

European Commission's Knowledge Centre for Bioeconomy













EMPLOYMENT
(MILLION JOBS)

17.5



VALUE ADDED
(BILLION EUR)

614

		EMPLOYMENT (MILLION JOBS)	VALUE ADDED (BILLION EUR)	VALUE ADDED (SHARE TOT)
	AGRICULTURE	9.3	189	31%
	FORESTRY	0.5	25	4%
	FISHING AND AQUACULTURE	0.2	7	1%
	FOOD, BEVERAGES AND OTHER AGRO-MANUFACTURING	4.4	215	35%
	BIO-BASED TEXTILES	0.7	21	3%
	WOOD PRODUCTS AND FURNITURE	1.4	47	8%
	PAPER	0.6	42	7%
	BIO-BASED CHEMICALS AND PHARMA- CEUTICALS, PLASTICS AND RUBBER	0.4	60	10%
	LIQUID BIOFUELS	0.02	3	1%
	BIOELECTRICITY	0.02	4	1%