

# The Happy Planet Index

How to make compelling stories with your  
indexes?

3<sup>rd</sup> December 2021



**HAPPY  
PLANET  
INDEX**



**WELLBEING  
ECONOMY  
ALLIANCE**

# Outline

1. Why we created it?

2. What is it?

3. What has it achieved?

4. Reflections

# Origins

Pilot 2006 Environmental Performance Index

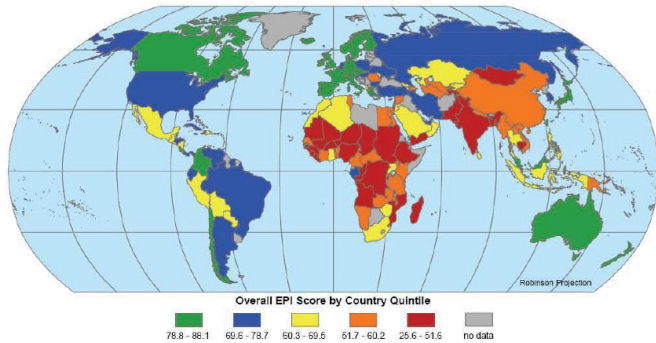

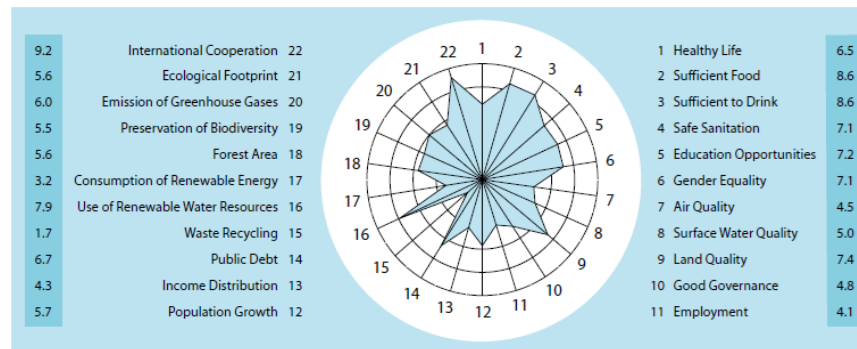


Figure 1: Map of Overall EPI Country Scores by Quintile

# 2006

SSI-2008  
World average scores for the 22 indicators



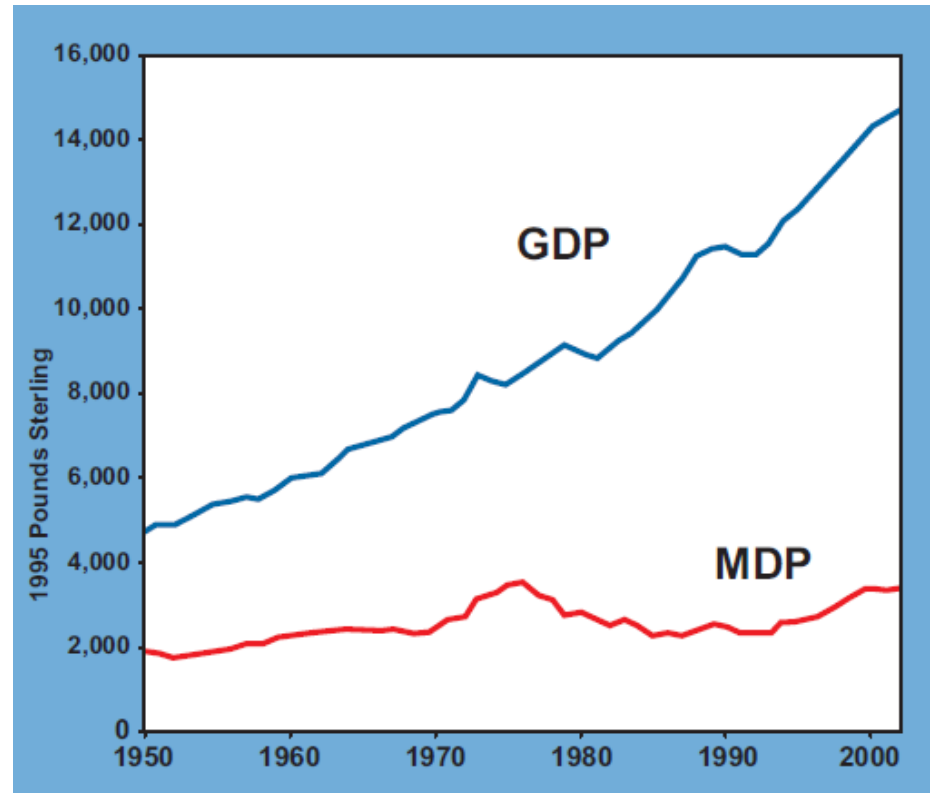
**HAPPY  
PLANET  
INDEX**



**WELLBEING  
ECONOMY  
ALLIANCE**

# Origins

Wanted to avoid  
an adjusted GDP  
approach



# Simple idea...



# Components



Life  
Expectancy



Experienced  
well-being

Ecological  
Footprint



**WELLBEING  
ECONOMY**  
ALLIANCE

# Methods

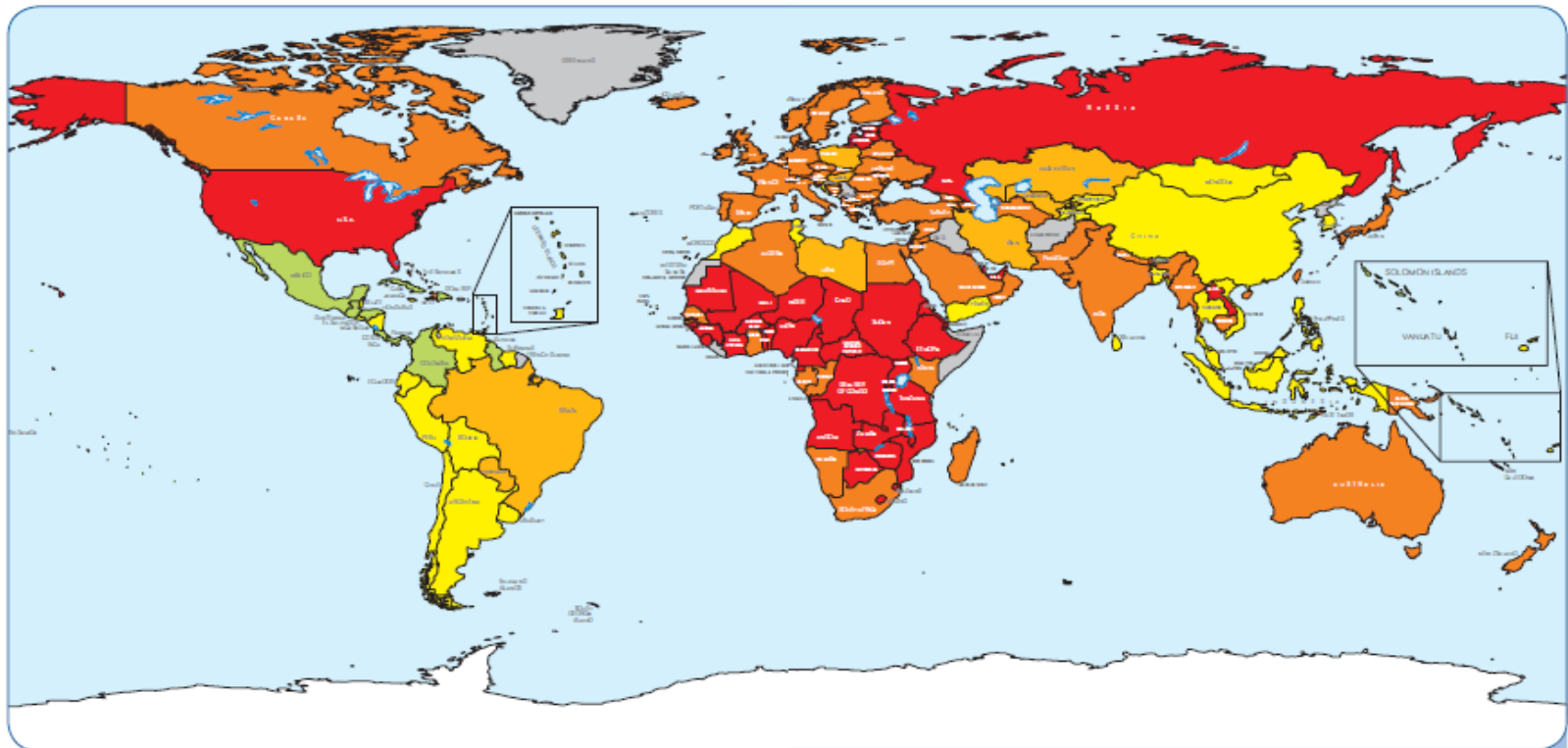
- Variables standardised by equalising coefficients of variance by adding/subtracting a constant
- HPI calibrated such that a score of 100 would be achieved with:
  - Life exp = 85 years
  - Wellbeing = 10/10
  - Ecological Footprint = 1.56 g ha (in 2019)

$$CofV = \frac{\text{Standard Deviation}}{\text{Mean}}$$

$$HPI = \frac{\alpha \times \text{Life Expectancy} \times (\text{Ladder} + \beta) - \gamma}{EF + \varepsilon}$$

# Results

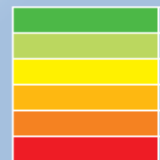
A map of the world colour-coded by HPI



HAPPY  
PLANET  
INDEX

Colour key:

All 3 good  
2 good and 1 medium  
1 good and 2 medium  
3 medium  
Any with 1 poor  
2 poor, or any with a 'Blood Red' Footprint





# Key Messages

1. We should understand success, not in terms of economic growth, but in terms of sustainable wellbeing

2. Wealthy 'developed' countries are not the most successful, when measured that way

3. Though no country achieves high wellbeing and life expectancy within environmental limits, we can live good lives that don't cost the Earth

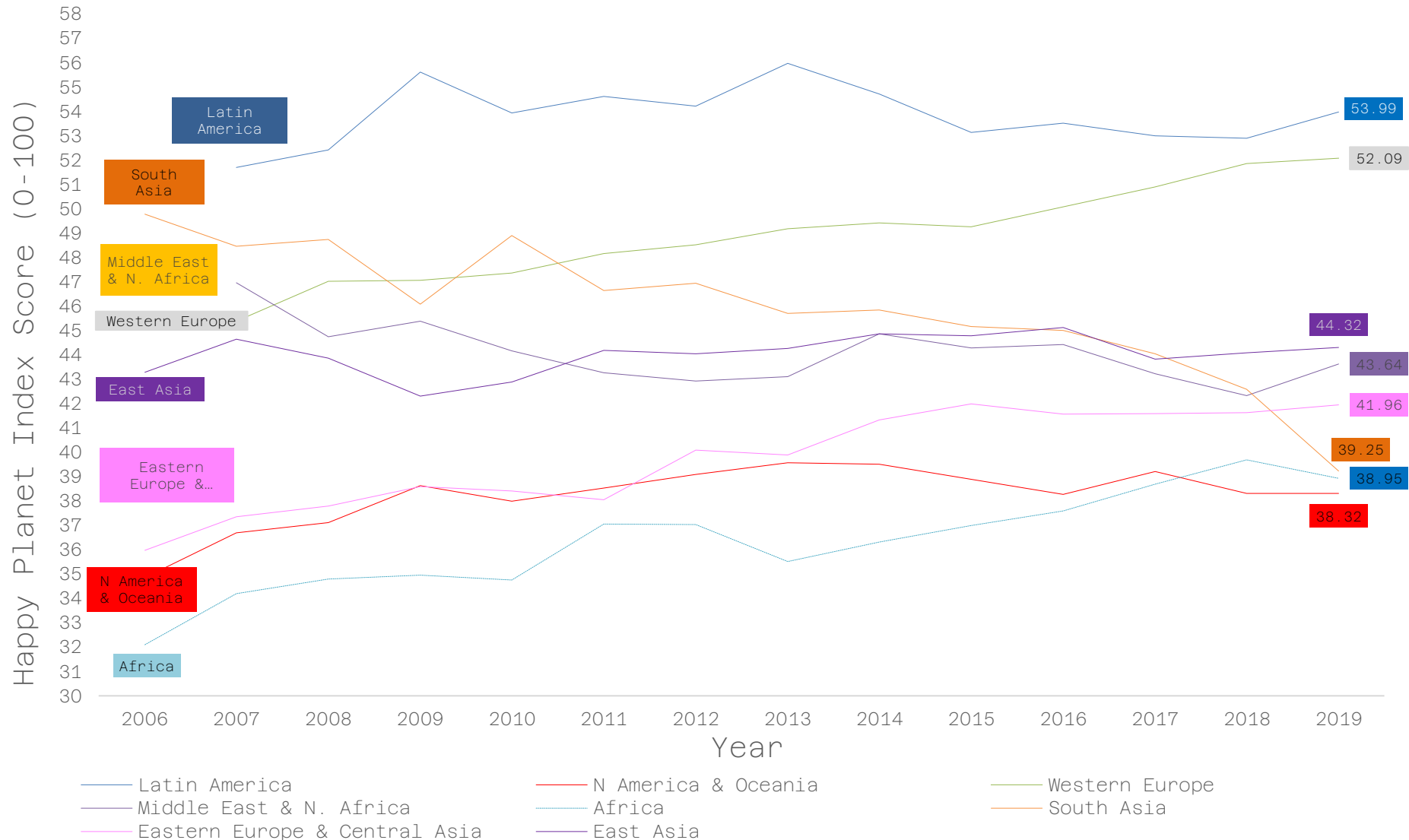


**HAPPY  
PLANET  
INDEX**

# Happy Planet Index over time

World regions

(2006 – 2019)



# Impact of the HPI



**THE HAPPY PLANET INDEX**  
An index of human well-being and environmental impact

● ● ● ● ● ●  
**HAPPY  
PLANET  
INDEX**

- Downloaded in 185 countries
- 100,000 completed online HPI questionnaire




**THE HAPPY PLANET INDEX 2.0**  
Why good lives don't have to cost the Earth

- Over 500,000 visitors to website from 221 countries



**WELLBEING  
ECONOMY  
ALLIANCE**

# Impact of the HPI



● ● ● ● ● ● ●  
**HAPPY  
PLANET  
INDEX**



# Impact of the HPI





# Impact of the HPI



# Reflections - 1

## HPI results table

Countries in HPI rank		Sub-region	Life Exp	Life Sat	Footprint	HPI
1.	2050 target		87.0	8.0		89.0
2.	Costa Rica	1a	78.5	8.5		
3.	Dominican Republic	1a	71.5	7.6		
4.	Jamaica	1a	72.2	6.7		
5.	Guatemala	1a	69.7	7.1		
6.	Vietnam	6c	73.7	6.1		
7.	Colombia	1b	72.3	6.1		
8.	Cuba	1a	77.7	7.1		
9.	El Salvador	1a	71.3	7.0		
10.	Brazil	1a	71.7	7.1		
11.	Honduras	1b	69.4	6.7		
12.	Nicaragua	1a	71.9	6.7		
13.	Egypt	1a	70.7	7.7		
14.	Saudi Arabia	3a	72.2	5.5		
15.	Philippines	3b	71.0	7.1		
16.	Argentina	6c	74.8	5.7		
17.	Indonesia	1b	69.7	6.1		
18.	Bhutan	6c	64.7	7.8		
19.	Panama	5a	75.1	6.2		
20.	Laos	1a	63.2	6.7		
21.	China	6c	72.5	5.8		
22.	Morocco	6a	70.4	5.4		
23.	Sri Lanka	3a	71.6	7.7		
24.	Mexico	5a	75.6	5.8		
25.	Pakistan	1a	64.6	6.4		
	Ecuador	1b	74.7	6.4		

## The Happiest Place To Live In The World Has Been Revealed: Goodbye UK, Hello Costa Rica

Natasha Hinde

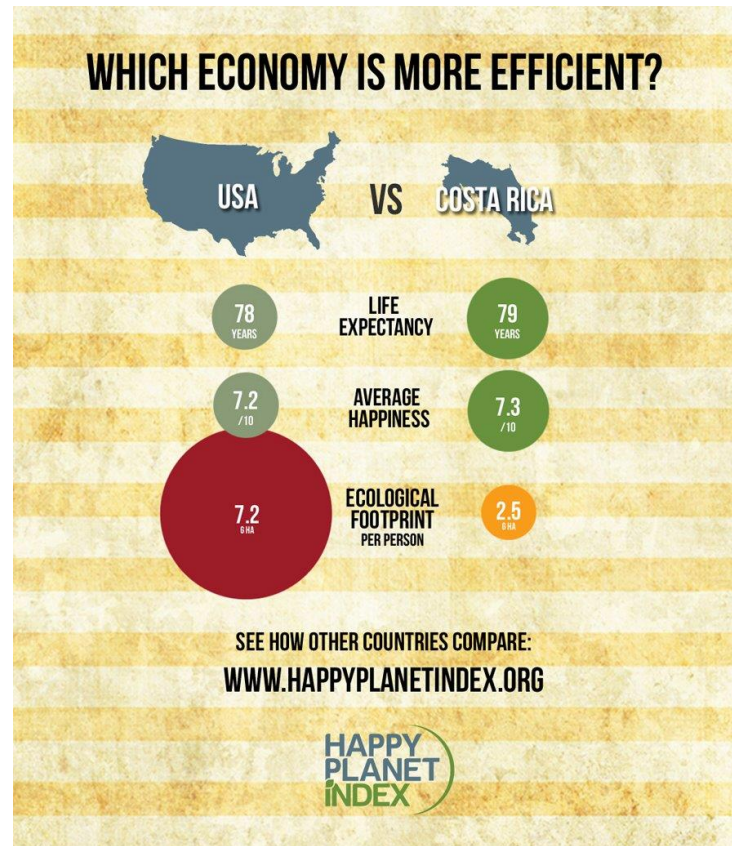
27/11/2014 05:52am GMT | Updated November 30, 2014

  
**HAPPY  
PLANET  
INDEX**



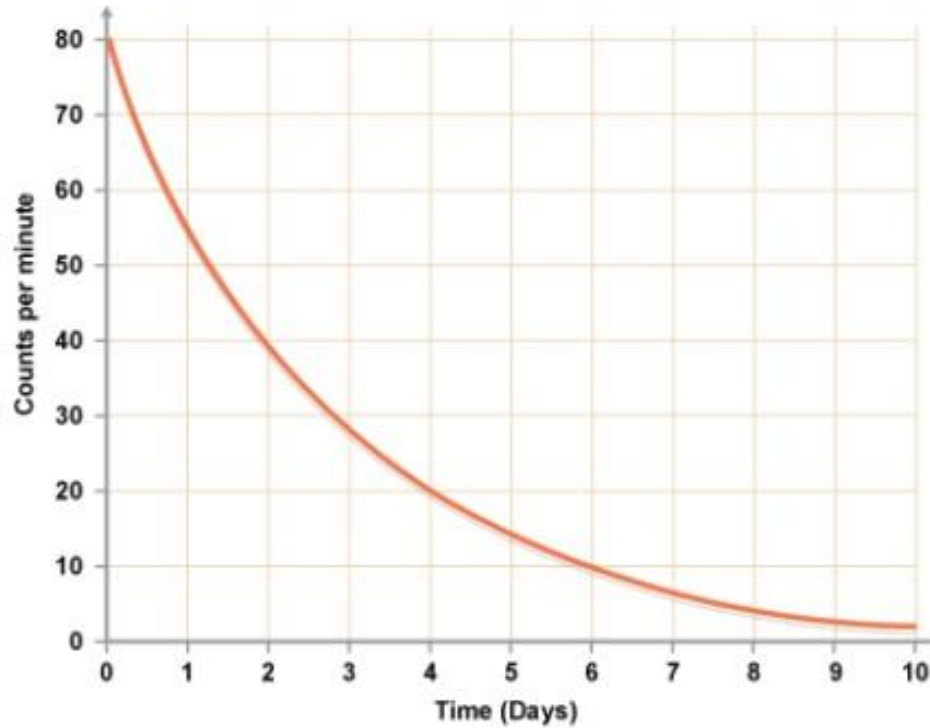
**WELLBEING  
ECONOMY  
ALLIANCE**

# Reflections - 2





# Reflections - 3



Good lives

do not have to  
cost the  
earth.

[saamah@gmail.com](mailto:saamah@gmail.com)



**WELLBEING  
ECONOMY**  
ALLIANCE

Good data

do not have to  
overwhelm  
users.

[saamah@gmail.com](mailto:saamah@gmail.com)



**WELLBEING  
ECONOMY**  
ALLIANCE